






product	<b>Firetect<sup>®</sup> PA coating</b>
description	coating with fire retardant fillers, NOT intumescent
intended use	finish for pipe penetrations and structural openings for penetrations, to form a cold smoke seal in case of fire to reinstate the fire resistance of fire compartments
certification	tested and certified by ETA-14/0260


<b>directions for use</b>	
	<p><b>important</b> - application must follow DoP No. CPR-14/0260-coat - slightly stir, do <u>not</u> dilute</p> <p>equipment (radiator) paint brush or spatula</p> <p>surface preparation - ensure that service elements are firmly anchored with constructive elements on either side - the penetration opening must be clean, dry and degreased; remove any debris and dust - if aperture &gt;30mm, use PA board; cut out service diameter and press board tight-fit in opening</p> <p>installation <b>general instructions in combi with PA board</b> - 'butter' all cross cut edges of PA board and opening with PA coating, Acrylic or PA sealer - press board tight-fit in opening - seal adjacent joints and remaining small gaps with Acrylic or PA sealer for smoke leakage control</p> <p><b>note</b> with 'outerboxes' PA board, only use PA coating for finishing with cable trays, coat back is <b>not</b> required for cables + trays + perimeters in PA board</p> <p><b>instructions for PA board-to-board connections</b> - glue board-to-board connections with PA coating - secure board-to-board connections with <b>PA spiral screws</b></p> <p><b>instructions for metal pipes</b> - apply coat back on 2 sides acc. application and configuration (see chart FoA) coat layer (DFT): 0,8 up to 1,0 mm coat back: LI = local interrupted: x00mm on either side (see chart FoA) - if required, apply smoke seal around pipe with Acrylic or PA sealer on either side</p> <p><b>instructions for spiral pipes with circular fire damper, with or without valve</b> - apply coat back acc. application and configuration (see chart FoA) coat layer (DFT): 0,8 up to 1,0 mm coat back for walls: LI = local interrupted: 200mm on either side coat back for floors: 200mm on 1 side - apply smoke seal around pipe with Acrylic or PA sealer on either side</p> <p>finish &amp; maintenance - KLF recommends to label each fire seal with an unique ID in a (photo) log file - routine inspections on damage and repairs ensure sound fire protection management</p>

<b>additional product info</b>	<p>Firetect<sup>®</sup> is a registered brand of KLF</p> <p>© KLF Building Products <a href="#">disclaimer</a></p>
charts field of application:	
<ul style="list-style-type: none"> <li>- copper + steel pipes</li> <li>- spiral pipes</li> <li>- cable trays, PA board-to-board connections</li> <li>- duct cladding, PA board-to-board connections</li> <li>- fire dampers, installation + upgrade, PA board-to-board connections</li> </ul>	
declaration of performance:	
<ul style="list-style-type: none"> <li>- full DoP version: declaration of performance + charts field of application (FoA) + principle configurations</li> <li>- web DoP version: declaration of performance; other info can be downloaded at <a href="http://www.firetect.eu/download">www.firetect.eu/download</a></li> </ul>	
	 

specifications	Firetect® PA coating
material	coating with fire retardant fillers
colour	white
<b>fire resistance</b>	EI 30 up to EI 180, depending on application and configuration
 tested and classified acc.	EN 1366-3; EN 13501-1: Class F; EN 13501-2
smoke leakage control acc.	EN 1634-3: Sa - S200
<b>environmental performance</b>	EMICODE, Indoor Air Comfort Gold, AgBB, Blue Angel, Belgian Regulation, French VOC/CMR, M1
 product credits for	BREEAM
VOC tested acc.	ISO 11890-2 / ASTM D6886
formaldehyde tested acc.	EN 717-1 <sup>§</sup> : E1
release of dangerous substances	none: non-formaldehyde, non-asbestos
use category	Z <sub>2</sub> internal use
application conditions	between +5 °C and +30 °C, max. 70% RH
adhesion	to most common 'brick' construction materials: plaster, concrete, metals
mix ratio	ready to use; do NOT dilute, if necessary slightly stir (NOT mechanically)
DFT (dry film thickness)	0,7 up to 1,0 mm, depending on application and configuration
WFT (wet film thickness)	approx. 1,2mm, depending on application and configuration
dry and curing time	dry after ± 3 hours, curing depending on WFT and environmental conditions
cleaning equipment	after use, immediately clean with fresh water; remove dried product mechanically
packaging	pail 10kgs; 64 pails per pallet; other packaging upon request
storage	store dry, between +5 °C and +30 °C, max. 70% RH, avoid condensation and UV
shelf life	approx. 12 months in unopened original packaging, if stored acc. instructions
activation temperature	not applicable
flash point	> +100 °C
pH	approx. 8,1
specific gravity	approx. 1,41
practical coverage	1 m <sup>2</sup> per litre with WFT 1,0 mm

<b>limitations</b>	- use PA coating in combination with PA board and <b>PA spiral screws</b> ; as tested
--------------------	---

<b>transport &amp; storage</b>	<ul style="list-style-type: none"> <li>- during transport: keep dry and protect from frost; do not stack pallets</li> <li>- store dry; protect from frost; best kept in cool, dark conditions</li> <li>- store on level ground; do not stack pallets</li> <li>- HS code: 39053000</li> </ul>	
--------------------------------	--	---

<b>health &amp; safety</b>	<ul style="list-style-type: none"> <li>- no specific restrictions</li> <li>- work according to health &amp; safety Directive and use appropriate PPE</li> <li>- this product is classified as not dangerous under Regulation 1272/2008 and is in compliance with CLP regulations</li> </ul>	
----------------------------	---	---